

# How to find something in the Rotax documentation

Unfortunately, many pilots who take to the skies with a Rotax engine do not know that Rotax, as an engine manufacturer, provides almost complete documentation for its engines online. The way there is via the website [/www.flyrotax.com](http://www.flyrotax.com).

Even if the path to the website has been found, it is still a rocky road to the document you are looking for.

That's why this little guide follows.

## find a self-service

First, let's think about what we want to find.

We have a 912 ULS with engine number 9.565.069 and want to check the SBs<sup>1)</sup> as part of a 200 h inspection to see if there is anything new or if an ASB<sup>2)</sup> has even been issued.

**NOTE:** Click on the images to enlarge them and make them readable.

The maintenance instructions state that the SBs should be checked every 100 hours .

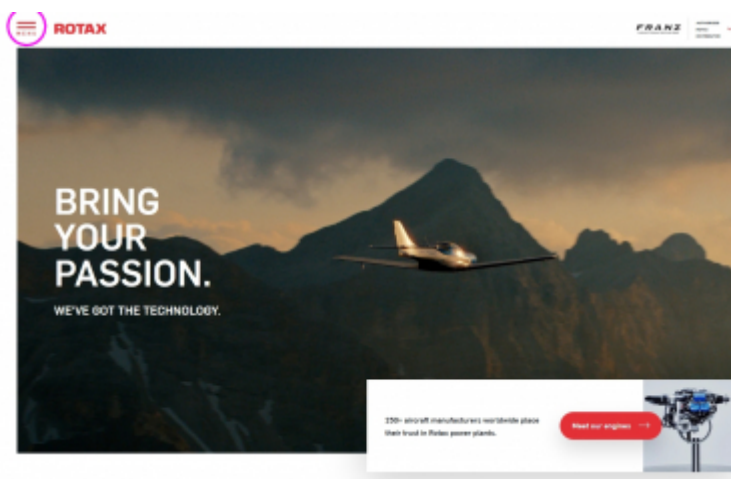
However, I have a comment on this that can save a lot of unnecessary work in practice during a service.

In my opinion, checking the SBs should be at the top of the list of work to be carried out. Even in advance, when planning a service, you should make sure that no parts are still needed to carry out an SB. It makes no sense to start a service only to find out later that the aircraft is grounded due to missing parts.

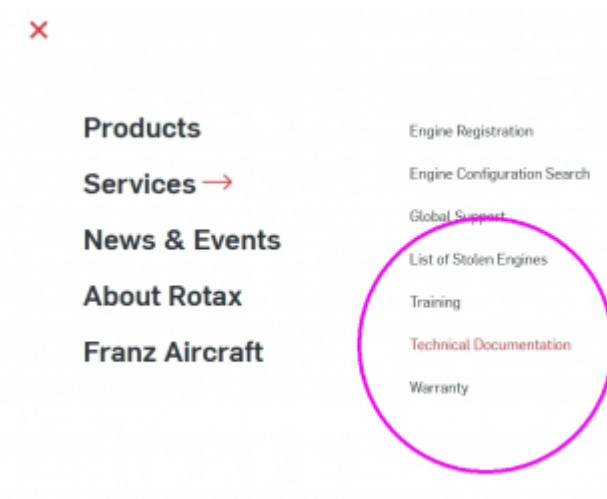
Points of Inspection	Interval Operating hours	Chapter Reference	Signature
	as indicated	100 hr.	
Start the engine and run to operating temperature. Limits see Operators Manual 912 series. Ignition check at _____ rpm engine speed. Speed drop without ignition circuit: A (Off) _____ rpm B (Off) _____ rpm A/B (difference) _____ rpm Inspect carb heat system. Hit the preheating and make a note of speed drop. Speed drop _____ rpm. Preheating "OFF", engine idle running and make a note of idle speed running _____ rpm. After engine test run, re-tighten the oil filter by hand (only at cold engine). Checks for leaks.	X	12-20-00 sec. 8)	
<b>General note</b>			
All Service Bulletins are complied with.	X		

That's why I advise you to do the paperwork first **before** a planned service.

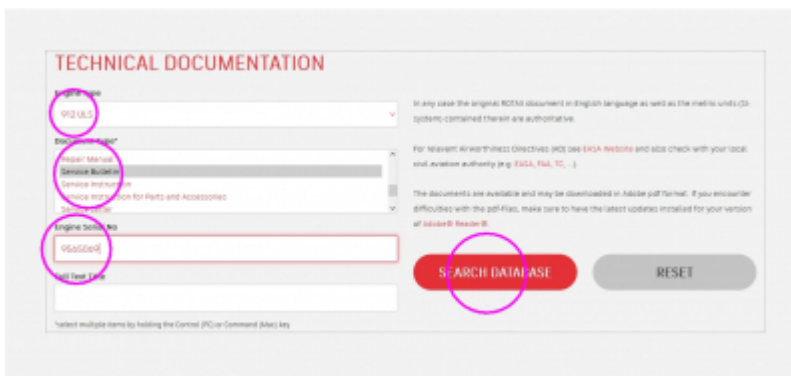
If you call up the [Page from Rotax](#), you (currently) expect this appearance. Now click on the MENU at the top left.



Here you click on **SERVICES / TECHNICAL DOCUMENTATION**



Now the selection of documents awaits us: First select your engine type - in our case a 912 ULS. Then select the document type:

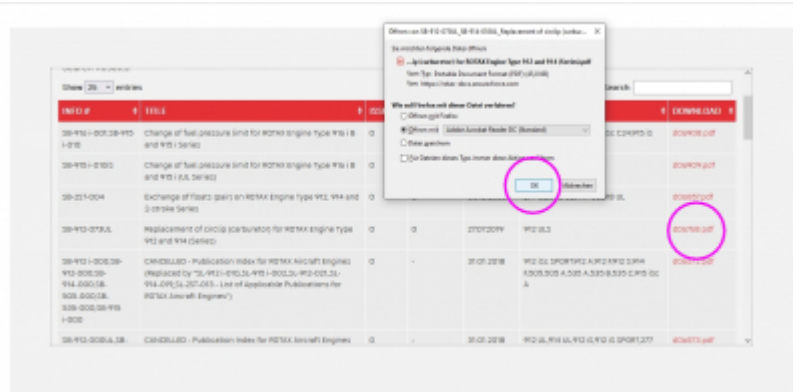


- Any
- Alert Service Bulletin
- Illustrated Parts Catalog
- Installation Manual
- Maintenance Manual (Heavy)
- Maintenance Manual (Line)
- Miscellaneous
- Operators Manual


- Overhaul Manual
- Repair Manual
- Service Bulletin
- Service Instruction
- Service Instruction for Parts and Accessories
- Service Letter
- Software
- Video

also enters the engine number  
and click on **SEARCH DATABASE**

Now we have a list of the SBs that apply to the engine based on our selection. Not every SB is ultimately applicable for the motor. However, the selection has already been narrowed down considerably by entering the engine number. and lo and behold - a recently published SB is listed here. Then let's take a look at it and click on the file name of the PDF. This is usually a number. We open the PDF with a compatible program



there it is already.

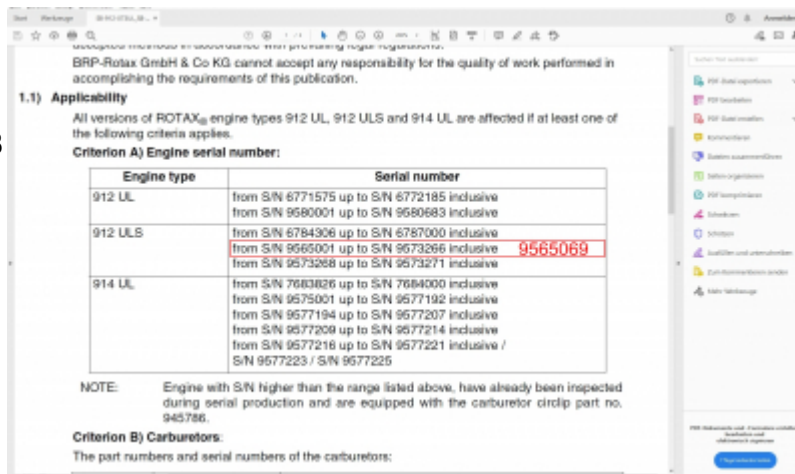


... and what do we immediately notice:

**MANDATORY**

So we'll have to do something if it hasn't happened yet.

Now we check whether the SB actually applies to our engine.  
To do this, we search through the serial number ranges at the beginning of the SB and compare whether the serial number of our motor is actually listed.  
In our case, the serial number applies **and the SB is to be carried out**



And now it pays off if we have completed our „paperwork“ **before the service appointment**, because spare parts are required to carry out the self-service. You can order these in advance and take care of everything during the service.

Now we have the SB in front of our eyes and look stupid at first because it doesn't actually say much. We were able to find the serial number, but that was actually it.  
... but wait - what does it say down there just before the end?

**For complete instructions and compliance to this Service Bulletin refer to Service Bulletin: SB-912-073/SB-914-055, latest edition section 1.2 onward.**

This means that we have to go back to the selection list and select engine type 912 S, i.e. the SB for the certified engine.

This peculiarity of the SBs issued by Rotax is important to know and has been around for a very long time. The SB for the certified engine is complete and the SB for the UL engine only contains the number ranges of the applicable engines or components.

## what else is there?

When selecting the document type, we noticed that there is much more to download. It is definitely worth going on a research trip here.  
In particular, the **Operators Manual** and the **Maintenance Manual (Line)** are worth working through for the pilot.  
I always say that this is sensible toilet reading ...

... in that sense - have fun!

- 1) Service Bulletins
- 2) Alert Service Bulletin

From:

<https://www.kleijung.de/rotax/> -

Permanent link:

[https://www.kleijung.de/rotax/doku.php?id=en:search\\_documents\\_at\\_rotax](https://www.kleijung.de/rotax/doku.php?id=en:search_documents_at_rotax)

Last update: **13.02. 2025 16:51**

